

FORM 1.6a

VILLAGE OF NORTHBROOK
Development & Planning Services
1225 Cedar Lane
Northbrook, Illinois 60062
847 664-4050 FAX: 847 272-5068
www.northbrook.il.us

Permit #: _____
Fee: _____

Driveway/Patio Application
(Residential Only)

Property Address _____

Owner _____

E-Mail Address _____ Phone _____ Fax _____

Primary Contact

*

E-Mail Address _____ Phone _____ Fax _____

* All plan review correspondence shall be sent to the Primary Contact via email. The Primary contact will also be notified once the permit has been approved and is ready for issuance (pick-up).

Paving Contractor must have a current Village of Northbrook License

Concrete/Paving Contractor _____

Address _____

Phone _____ Fax _____

E-Mail Address _____

Describe Work to be Performed:

Will there be an increase in impervious surface? Yes No; Proposed New Impervious Surface Area _____ sf

Is decorative pavement (brick pavers, stamped concrete, etc.) proposed within the right-of-way? Yes No

For Office Use Only	
Reviewer _____	Approval Date _____
	Permit Fee _____
	Impervious Surface Area _____ sf
	Impervious Surface Class _____ (\$0, \$.80, \$1.60)
	Impervious Surface Fee _____
	Penalty Fee _____
	Total _____



Village of Northbrook

FORM 1.14

655 Huehl Road Northbrook, Illinois 60062 847.272.4711 Fax 847.272.3629 www.northbrook.il.us

PUBLIC WORKS DEPARTMENT

Mr. Kelly Hamill
Director of Public Works
Village of Northbrook
655 Huehl Road
Northbrook, IL. 60062

Re: Proposed Decorative Driveway Approach in Public R.O.W.

Address: _____

Dear Mr. Hamill,

I understand that the Village Code does not allow for the construction of a driveway in the public right-of-way surfaced with any other material than concrete or asphalt.

I agree that the driveway to be constructed in the public right-of-way at the above address out of brick paver/decorative concrete/embossed or colored asphalt will be my responsibility to maintain, repair, and replace if necessary, due to any damage by the Village or other public agencies, or due to normal wear and tear.

Sincerely,

Homeowner's Signature

Homeowner's Name (Printed)

Date: _____

Signature of Notary

cc: Property File

Seal:



VILLAGE OF NORTHBROOK

Public Works Department

655 Huehl Road

Northbrook, Illinois 60062

847/272-4711 FAX: 847/272-3629

www.northbrook.il.us

Tree Protection Agreement

Property Address _____ Suite # _____ Date _____

Owner's Name _____

Owner's Telephone Number _____ e-mail _____

Contractor's Name _____ Contractor's Phone Number _____

Scope of Work:

- Driveway/Patio (remove and replace in kind or under 400 sq ft new)
- Emergency Sanitary Sewer Repair
- Interior Alterations
- Drainage Project/Storm Sewer
- Walkway
- Water Service
- Other _____

Is there work to be performed within the public right-of-way? No Yes

If Yes, Please contact Public Works at 847-272-4711 for further information regarding parkway trees.

I understand that I am not required to provide a tree protection plan for review prior to permit issuance for this emergency or improvement work.

I understand I am required to take all necessary measures to preserve and protect any trees within the designated work area including but not limited to tree fencing, trunk protection and root pruning.

I guarantee there will be no excavating through critical root zones, no materials, equipment or dumpsters stored, or vehicles parked on any unpaved or soft surface within the drip line of any tree on the subject or neighboring property and there will be no drilling into the bark, trunk or branches whereby the tree becomes a structural support for any accessory structures in or around the tree.

I understand that in the event I do not root prune prior to excavation, I will have to root prune any roots within the excavation to the wall of the excavation prior to backfilling.

I understand that I may be required to auger and/or bore the new utility rather than open trench within the critical root zone of any tree.

I recognize that the Village of Northbrook has a Tree Preservation Ordinance (Nos. 99-36, 01-21, 01-22 and 01-23). In the event I violate the Tree Preservation Ordinance, I will be subject to all applicable fines and tree replacements. I may be subject to a stop work order and be required to provide a full tree protection plan.

I agree to contact the Tree Preservation Officer at 847-272-4711 prior to excavating within 6 feet of any tree.

Signature of Property Owner or Agent

Signer's Printed Name

Date

For Office Use Only

Permit # _____

Date _____

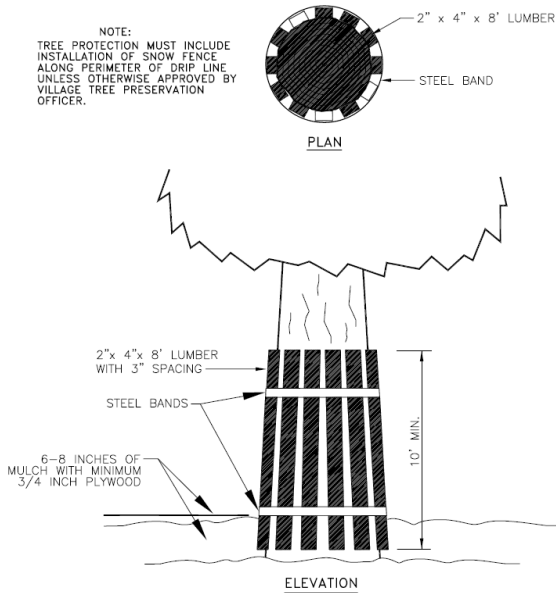
Form Revision Date: 6-2-2020

Excavation Trenches:

1. When any roots are cut or torn during construction, it is **critical** that you **sharply cut all the ends of any exposed roots immediately**. Failure to do so will leave crushed and torn roots. This leads to decay and inhibits growth of new roots.
2. Pile soil on the side of the trench opposite the tree. If this is not possible, place the soil on a plastic tarp, plywood or a thick bed of mulch.
3. Do not compact the backfill on the trench more than its original firmness.
4. Water the backfill to allow the roots to begin healing.

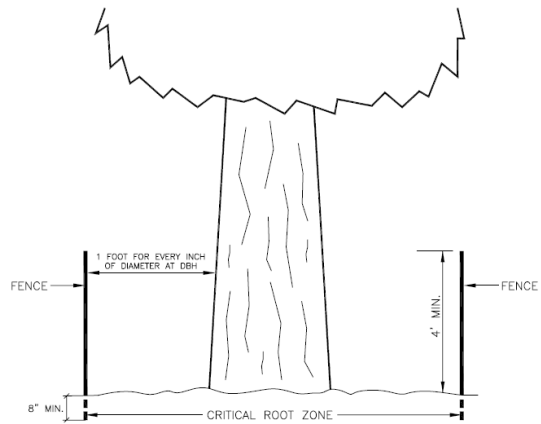
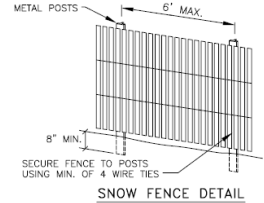
Trenching near a tree can kill as much as 40%-50% of the tree's roots.

If the tree you are working around is in a confined space and your equipment will be coming close, it is important for you to protect the trunk. Wrap the tree trunk in old tires or place 2" x 4" studs around the tree and rope or band them together.

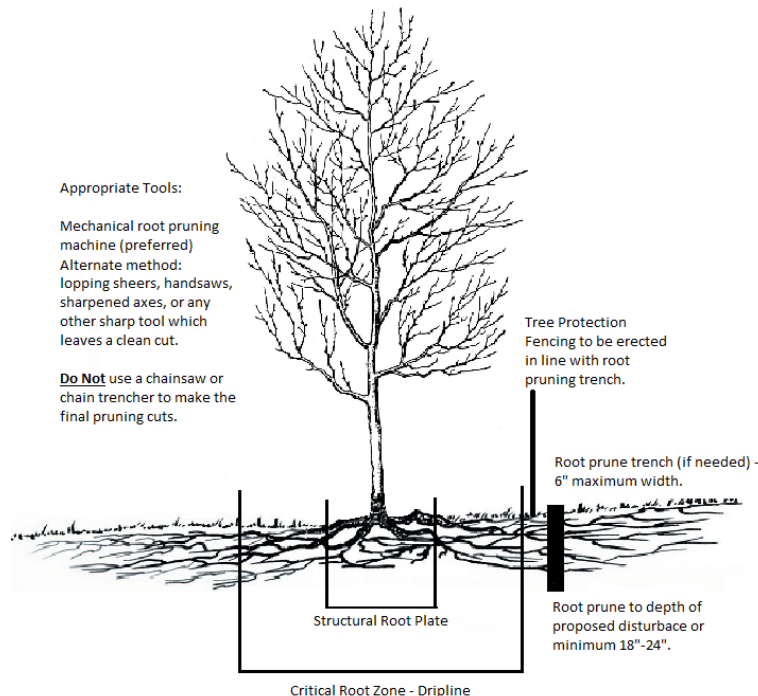


TREE PROTECTION
WOOD PLANK DETAIL

INSTALL & MAINTAIN 4' TALL WOODEN SLAT SNOW OR CHAIN LINK FENCE SECURED TO METAL POSTS SPACED A MAXIMUM OF 6' APART. FENCE TO BE LOCATED AT A DISTANCE FROM TRUNK EQUAL TO 1 FOOT FOR EVERY INCH OF DIAMETER MEASURED AT BREAST HEIGHT (DBH = 4.5' FROM GROUND LEVEL). SNOW FENCE MUST BE SECURED TO METAL STAKES WITH A MINIMUM OF 4 WIRE TIES. CHAIN LINK FENCE TO HAVE POSTS SECURED AT EACH SECTION TO MAINTAIN UPRIGHT AND STATIONARY THROUGHOUT CONSTRUCTION. FAILURE TO INSTALL AND MAINTAIN PROTECTIVE TREE FENCING IN ACCORDANCE WITH VILLAGE STANDARDS WILL RESULT IN ISSUANCE OF A STOP WORK ORDER ON THE PROJECT.



TREE PROTECTION DETAIL



ROOT PRUNING DETAIL

PLEASE KEEP THIS SHEET FOR REFERENCE