



Village of Northbrook

655 Huehl Road Northbrook, Illinois 60062 847.272.4711 Fax 847.272.3629 www.northbrook.il.us

PUBLIC WORKS DEPARTMENT

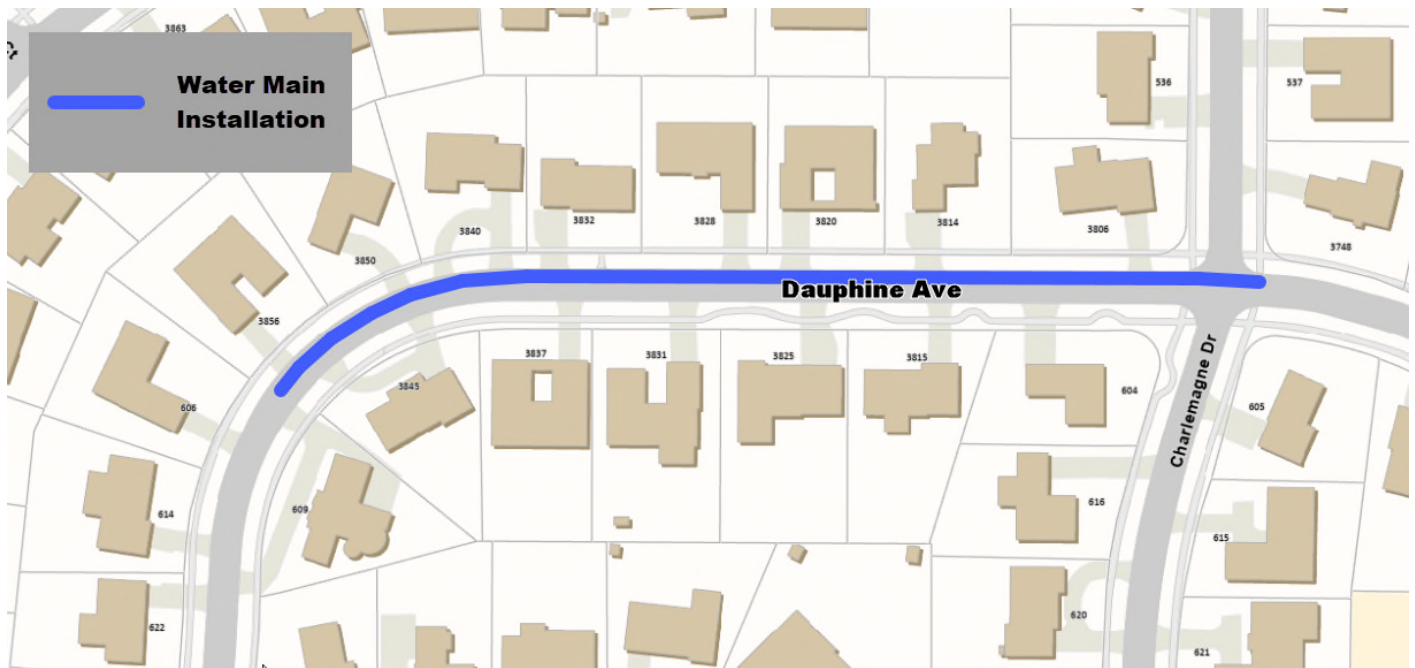
June 8, 2022

CONSTRUCTION NOTICE

RE: Dauphine Avenue Water Main Improvements

Dear Resident:

Significant infrastructure improvements are planned for construction on Dauphine Avenue in 2022. The proposed work will consist of installation of new water mains and replacement of disturbed concrete street panels on Dauphine Avenue. The construction work will begin in spring and conclude in summer. Please see the map below showing the project.



Stay Informed

The Village will be providing emailed project updates via NotifyMe. Instructions for how to sign up for NotifyMe email updates are enclosed. NotifyMe is the primary way Village staff will disseminate project information to the public. In addition to NotifyMe, project updates will be posted to the project web page which can be found on the Village's website at www.northbrook.il.us/Dauphine.

PRESIDENT

Kathryn L. Ciesla

BOARD OF TRUSTEES

Robert P. Israel
Johannah K. Hebl

Muriel J. Collison
Daniel H. Pepoon

Heather E. Ross
Joy U. Ebhomielen

VILLAGE CLERK

Debra J. Ford

VILLAGE MANAGER

Cara L. Pavlicek

Water Main Improvements

The water main project was advertised for to bid by Village staff. On April 26th, the Village Board of Trustees awarded the water main contract to the lowest responsive bidder – Holiday Sewer and Water Construction, Inc. It is anticipated that construction will begin as early as the week of July 4th (weather permitting) and the water main work will be completed by the middle of September 2022. Initially, the Contractor will remove sections of the roadway and new water main will be installed on the north side of Dauphine Avenue. In addition to excavating in the roadway, the contractor will also excavate in localized parkway areas where water service lines and fire hydrants will be installed. **The location of the new hydrants may differ from the existing locations in order to comply with current fire hydrant spacing and coverage requirements.** The sections of roadway which are disturbed will temporarily be restored with gravel and then permanently restored with concrete pavement. Any damaged parkway areas will be restored with sod at the end of the project. Any damage to driveway aprons or sidewalk squares will also be repaired in accordance with the Village’s public improvements standards.

Concrete Street Panel Replacement

The contractor intends to replace concrete street panels on Dauphine Avenue that are disturbed by the installation of the new water main system. First, the pavement is saw-cut and the disturbed pavement panels are removed. The construction of new panels involves drilling dowel bars into the existing pavement, pouring the new concrete pavement, and allowing curing time before opening the pavement to traffic. After the pavement is replaced, the concrete joints are sealed with joint-sealer and all disturbed parkway areas are restored with sod. All of these activities will create noise, dust, traffic delays, and temporary disruption of parkway areas immediately adjacent to the panel replacement. We understand many are currently working from home during this time, however construction noise is unavoidable. We apologize in advance for any disturbance this may cause.

Traffic is maintained in both directions during construction. During construction we ask that residents try to limit street parking as well as parking adjacent to a patch that is replaced. Barricades are placed around the patches to guide two-way traffic through the construction zone. **We request you drive slowly and refrain from cell phone use through construction zones at all times.** You may temporarily lose access to your driveway if a panel needs to be constructed adjacent to it. **A typed notice will be placed on your front door one day before your driveway apron is to be removed with more specific information. Please regularly check your front door and mailbox for notices.**

Resident’s Responsibilities

Please anticipate that there will be temporary traffic delays and detours, construction noise, dust, and temporary daytime loss of driveway access. Additionally, the contractor will be permitted to store some equipment and materials in the parkway throughout the duration of the project. All parkway areas disturbed by construction activities will be restored at the end of the project.

If you live within the project limits shown on the map on the previous page and have any underground sprinkler systems, electric pet containment fences, or other private utilities constructed in the Village right-of-way/parkway, please mark them with flags and/or marking spray paint (available at hardware stores) to assist the contractor in minimizing damage to these utilities. It is advised that you closely monitor your sprinkler system after excavation work has been performed in front of your home as damaged lines can result in additional water usage. Unfortunately, damage to some irrigation lines/pet fences may be unavoidable even if they are marked. Please report damage as soon as possible to the Village so that it can be scheduled for repair.

PRESIDENT

Kathryn L. Ciesla

BOARD OF TRUSTEES

Robert P. Israel
Johannah K. Hebl

Muriel J. Collison
Daniel H. Pepoon

Heather E. Ross
Joy U. Ebhomielen

VILLAGE CLERK

Debra J. Ford

VILLAGE MANAGER

Cara L. Pavlicek

Water Service Line Replacement – Water Outages

As mentioned above, in addition to installing new water main, any water services currently connected to the existing water main that is being replaced will need to be reconnected to the new water main. This work will only involve the portion of the service line located in the public right-of-way, including the home’s shut-off valve. The service line from the valve to the home is not being replaced.

If your address is listed below, the Village anticipates having to work on your water service line and shut-off valve in the public right-of-way:

Dauphine Avenue:	3814, 3815, 3820, 3825, 3828, 3831, 3832, 3837, 3840, 3845, 3850, 3856
Charlemagne Drive:	604

For all addresses shown above, this letter includes an informational notice regarding drinking water. This notice is required to be sent to all affected properties by the Illinois Environmental Protection Agency.

When your water service is to be transferred from the old water main to the new main, the contractor will provide notice by knocking on your door prior to turning your water off. This transfer will take approximately 30 minutes.

If your address is not listed above, the Village believes your water service line is not connected to the water main being replaced and we do not anticipate having to replace your water service line at this time. Nonetheless, you may experience water service interruptions during the construction.

Anticipated water outages may last several hours but will not happen before 7 a.m. Written notices will be delivered to your front door in advance of any anticipated outages. Please regularly check your front door for these notices.

Due to the condition and age of the existing water main, it is possible that construction activities may cause unanticipated water main breaks in the area. In the event of a water main break, the water main will need to be turned off in order to complete an emergency repair.

We are aware of the inconvenience construction brings to a neighborhood, and ask for your patience and cooperation. A list of frequently asked questions is also enclosed with this notice. Immediate construction concerns and questions may be directed to Michael Weller, Project Manager, of the Village’s Public Works Department at 847-272-4711 or via e-mail at michael.weller@northbrook.il.us. You can visit the project’s website at <http://www.northbrook.il.us/Dauphine> for additional information.

PRESIDENT		BOARD OF TRUSTEES		VILLAGE CLERK	VILLAGE MANAGER
Kathryn L. Ciesla	Robert P. Israel	Muriel J. Collison	Heather E. Ross	Debra J. Ford	Cara L. Pavlicek
	Johannah K. Hebl	Daniel H. Pepoon	Joy U. Ebhomielen		

Village of Northbrook

2022 Dauphine Avenue Water Main Improvements

Frequently Asked Questions

Who is the contractor for this project? The water main contractor is Holiday Sewer and Water Construction, Inc.

When will the project start and end? The contractor is expected to start in July. The water main and storm water work is expected to be substantially completed in September.

What hours will the contractor be permitted to work? The contractor is permitted to work between the hours of 7 a.m. and 7 p.m., Monday through Friday, and between 9 a.m. and 5 p.m. on Saturday. The Contractor is allowed to assemble before 7 a.m., but may not begin work before that time. Work is not permitted on Sundays or Holidays.

What impacts to traffic will the project cause? During working hours, motorists should expect traffic delays due to construction activities. We ask that you use alternate routes if at all possible.

Will I have access to my driveway? Generally, you will have nightly access to your driveway. There may be periods where your driveway will be inaccessible due to curb and gutter replacement or pavement patching operations. The Village will provide separate notices to the affected residents prior to any overnight driveway closure.

Why is the contractor digging in the parkway in front of my house? In order to properly connect the water line for your home to the new water main, an excavation must be made in the parkway in front of your home. The excavation is made near the water shut-off valve (buffalo box) for your property, which is sometimes located in the driveway. At the completion of the project all areas that are disturbed by this work will be restored using the same materials (concrete, asphalt or brick) as were originally in place.

Why is my water discolored and/or has low pressure following new connection? It is not unusual to experience discolored water and low pressure immediately following the installation of your new service line. We recommend that you remove and clean the aerators from each faucet and let the water run for several minutes. Material deposited in the main may become dislodged and get clogged in the aerators causing low pressure and restricting flow of water.

How will the lawn area in front of my house be restored? Temporary restorations include seed and erosion control. All disturbed lawn areas will be restored by November. Additional instructions regarding the restoration of lawn areas may be delivered to each affected property at the time the restoration work begins.

Will school buses, mail delivery, garbage pickup, and recycling pickup be affected by the project? The Village of Northbrook provides a construction notice to the local school districts, park district, U.S. Mail, and refuse services. All efforts are made to accommodate the normal operation of these services. However, these service providers may elect to change their routes and/or delivery/pick up times.

Why haven't I seen the Contractor working lately? There will be periods of inactivity during the project. However, while the contractor may not be in front of your house today it is very likely they are working on a different area of the project that day. The Village's contract with the Contractor requires them to complete the project by a certain date and if that date is missed the Contractor is subject to administrative fees and fines. Village staff meets with the Contractor on a weekly basis to review the project schedule and it is the goal of both the Village and Contractor to be able to deliver a completed project on time.

Who can I contact if I have questions or need assistance? The Village's Public Works Department is performing construction oversight on the project. Immediate construction concerns and questions may be directed to the project manager, Michael Weller, at 847-272-4711 or via e-mail at michael.weller@northbrook.il.us

How To:

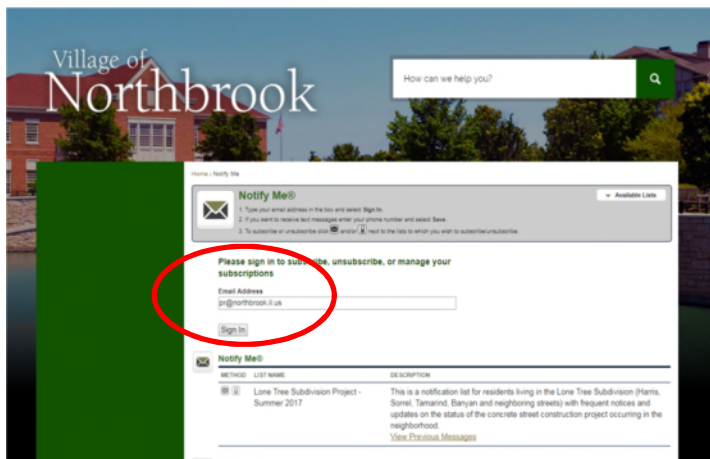
Sign Up for Special Updates from the Village of Northbrook

This guide will show you how to sign-up to receive e-mail about a specific project or item with the Village's NotifyMe program.

Step 1: Visit the Village's website at www.northbrook.il.us/notifyme

Step 2: Enter Your E-mail Address & Sign In

Enter your e-mail address to create an "account" (this step creates a temporary account that allows you to subscribe to one or more lists or sign-up for e-mail notices). Once you've entered your e-mail address, click "Sign In"

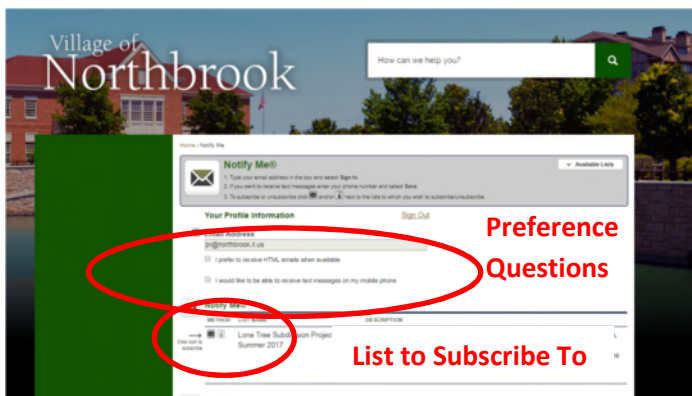


Step 3: Select Your Preferences for E-mail Click on the Icons Below to Subscribe

When you "sign in," the site will ask you if you prefer to receive HTML e-mails (which include graphics and look like website pages) or regular text-only e-mails. Once you have set those preferences, you can subscribe to individual lists.

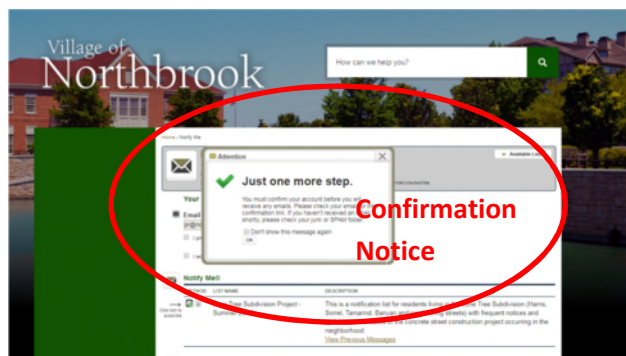
Step 4: Confirm Your Subscription

Once you click on a list to subscribe, you will receive an e-mail asking you to confirm your subscription. Simply follow the instructions in that e-mail and you are now subscribed to notices on the individual project you signed up for.



Step 5: Manage Your Subscription

You can unsubscribe from a subscription at any time by scrolling to the bottom of any e-mail you get and clicking "unsubscribe" or by returning to this page and entering your e-mail address and manually unsubscribing.





Village of Northbrook

655 Huehl Road Northbrook, Illinois 60062 847.272.4711 Fax 847.272.3629 www.northbrook.il.us

PUBLIC WORKS DEPARTMENT

IMPORTANT INFORMATION ABOUT YOUR DRINKING WATER (IEPA)

Pre-Construction Notice for homes or businesses with copper service lines, but internal plumbing installed prior to June 9, 1986.

The Village is planning to replace the water main in your neighborhood starting on July 5th, 2022. It entails installing approximately 825 feet of 8-inch water main on Dauphine Avenue. The work is expected to be completed by September 2022.

As part of the water main project, the Village will be replacing or reconnecting the Village owned portion of your water service line with a 1 ½” copper line. The Village portion of the water service line is defined as the section of the service line from the water main to the B-box, which is usually located near your property line.

Lead is a metal found in natural deposits which is harmful to human health. The most common means of ingestion of lead is swallowing or inhaling lead paint chips and dust. However it can also be found in drinking water. The United States Environmental Protection Agency (USEPA) has set the action level of lead in drinking water at 15 micrograms per liter (µg/l), but any **detectable level is considered undesirable**. Lake Michigan water is virtually lead free. Lead contamination, if it does occur, results from corrosion of the element originating from service lines and/or household plumbing.

Northbrook began using copper for service lines in the early 1950’s, but **lead remained a common significant component of household plumbing throughout the country until June 19, 1986**. In that year amendments to the Safe Drinking Water Act (SDWA) mandated that only “lead free” pipe, solder or flux could be used in facilities providing water for human consumption. (The term “lead free” as applied to solders and flux was defined as containing no more than to 0.2 percent lead. As applied to pipes and pipe fittings the allowed percentage was 8.0. Later amendments to SDWA essentially reduced the amount of allowed lead in pipes, fittings and fixtures to 0.25 %.). As time passes, mineral deposits tend to form a coating on the inside of the pipes, which insulates the water from the lead. To enhance this process the Village treats our water with poly-orthophosphate, which reacts with lead and copper and calcium and magnesium to form an insoluble coating on pipe walls. This coating greatly limits dissolution of lead and copper into water.

Unfortunately, disturbance of pipes and fixtures containing lead – such as this water main project – can interfere with this protection. Thus, **water main or service line work may adversely affect individual plumbing systems with fixtures and pipes installed prior to June 19, 1986, potentially raising the level of lead in your water for some period of time.**

(over)

PRESIDENT

Kathryn L. Ciesla

BOARD OF TRUSTEES

Robert P. Israel
Johannah K. Hebl

Muriel J. Collison
Daniel H. Pepoon

Heather E. Ross
Joy U. Ebhomielen

VILLAGE CLERK

Debra J. Ford

VILLAGE MANAGER

Cara L. Pavlicek

Based on the dates of water main installation and house construction your existing line has been determined to be copper, but your own internal plumbing piping and fixtures may be susceptible to enhanced lead leaching during periods of disturbance. It is also possible that during construction we find that your service line is at least partially constructed of lead, in which case you will be immediately notified and supplied with recommended options.

This is an informational notice. It is not known for certain whether this particular construction project will increase lead levels in your drinking water, but there are preventative measures you can take to minimize the potential for lead exposure during and immediately after this project.

Flush water for one or two minutes from any fixture before consuming or using it for cooking, and only use cold water for cooking, drinking and especially for making baby formula. Hot water is likely to contain higher levels of lead. The more time water has been sitting in your home's pipes, the more lead it may contain. Once you have done this it may be convenient to fill a container with water and store it in the refrigerator for drinking, cooking, and preparing baby formula throughout the day. Clean and remove any debris from faucet aerators on a regular basis. Do not boil water to remove lead. Boiling water will not reduce lead.

Pregnant women, breast-feeding women, young children, and formula-fed infants should not consume water that is known or suspected to have lead levels above 15 µg/l.

You may want to consider purchasing bottled water or installing water treatment devices of some sort. If you do, make sure the device is certified for effective lead reduction. Devices that are not designed to remove lead will not work. It is suggested that you verify the claims of manufacturers by contacting the Water Quality Association (<https://www.wqa.org/find-products#/keyword/?categories=5&claims=46>) or NSF International (<http://www.nsf.org/testing/water/water-treatment>).

You may want to consider replacing older fixtures or plumbing with lead-free faucets and plumbing components. We recommend you consult a professional for advice before making any sizable changes of this type. Keep in mind that any water system work may have the same temporary effects on lead levels as the construction work being undertaken by the Village.

You may wish to have your water tested for lead. Because this potential problem strictly involves your privately owned plumbing facilities the Village is not providing this service for you. We believe that it would be most meaningful to test for lead in your water as soon as possible after you have been connected to the new water main. If you desire testing at your expense, the Village will supply you with contact information for several certified laboratories in the area.